

~ THIS SPOOKY SEASON ~

# ! WATCH OUT FOR VAMPIRES !

WEAPONS CONTRACTORS ARE ALWAYS LURKING IN THE SHADOWS, HIDING (THEIR FINANCIAL RECORDS) FROM THE LIGHT OF DAY, JUST WAITING FOR THE PERFECT TIME TO SINK THEIR TEETH INTO YOUR WALLET.

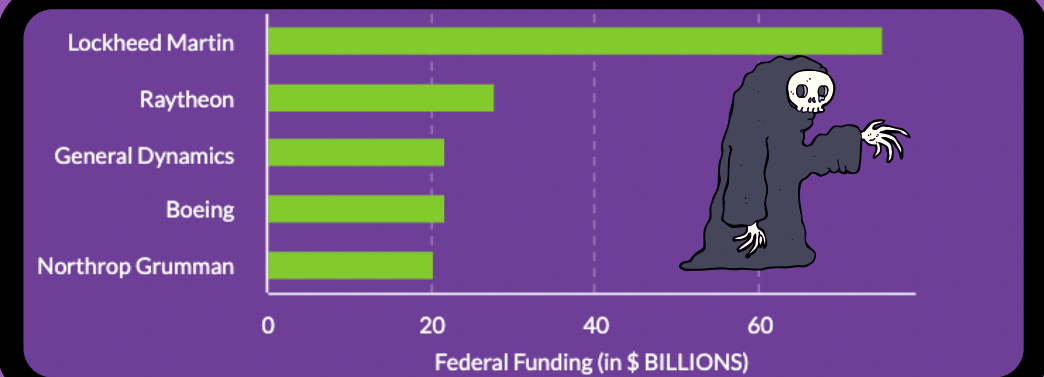


IT'S NO MYTH THAT THE PENTAGON WASTES **HALF ITS BUDGET** FUNDING THESE CREATURES. IN 2020, THE TOP FIVE WEAPONS CONTRACTORS ALONE - **LOCKHEED MARTIN, RAYTHEON TECHNOLOGIES, GENERAL DYNAMICS, BOEING, AND NORTHROP GRUMMAN** - SUCKED OUT MORE THAN **\$150 BILLION** IN FEDERAL FUNDING.



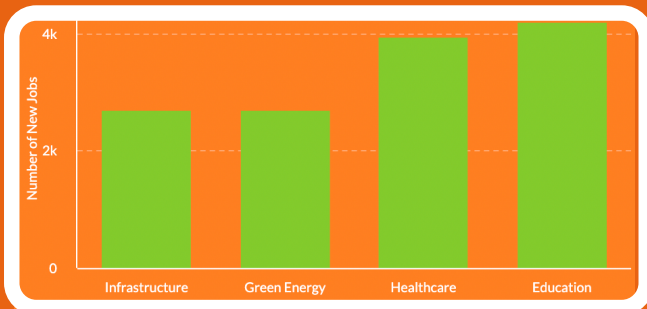
ONE COLD BLOODED FOE TAKES THE LEAD - IN 2020, **LOCKHEED MARTIN** WAS WELL FED: SNATCHING UP **\$75.2 BILLION** IN FEDERAL FUNDING.

The rest of the undead followed, with Raytheon at **\$27.8 BILLION**, General Dynamics at **\$21.8 BILLION**, Boeing at **\$21.7 BILLION**, and Northrop Grumman at **\$20.3 BILLION**.



It's no wonder that the CEO's treated themselves to a snack of **\$105.4 MILLION** last year... How does your salary stack up?

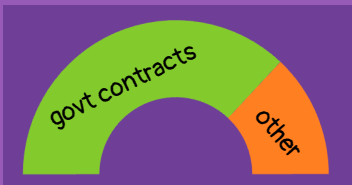
Lockheed's CEO made **\$23.3 MILLION**, Raytheon's CEO made **\$19.4 MILLION**, General Dynamics's CEO made **\$19.3 MILLION**, Boeing's CEO made **\$21.1 MILLION**, and Northrop Grumman's made **\$20.8 MILLION**.



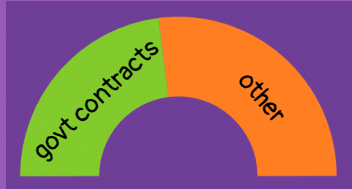
If you count other major execs, this 'little snack' is more like **\$276.5 MILLION**.

For the price of a few execs' compensation, we could create a world of new jobs: 2,710 in infrastructure, 2,710 in green energy, 3,954 in health care, or 4,203 in education.

## LOCKHEED REVENUE



## RAYTHEON REVENUE

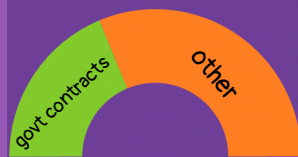


These vampires don't have a very balanced diet; **most of what they eat comes from our tax dollars**. Lockheed gets 74% of its diet (er, revenue) from government contracts, Raytheon gets 46%, General Dynamics gets 68%, Boeing gets 37.5%, and Northrop Grumman gets 84%. Even spookier, in each case, **government funding makes up almost all of their defense revenues**.

## GENERAL DYNAMICS REVENUE



## BOEING REVENUE



## NORTHROP GRUMMAN REVENUE



If we shine the sun on all these ghastly ghouls, we'd find them at a feast.

In 2020, military contractors were given more than **\$364 BILLION** in taxpayer money (estimates lean towards **\$445 BILLION**).

With that money, we could make the world a less scary place. We could tackle

- **HOUSELESSNESS** - funding more than 41.44 million public housing units;
- **UNEMPLOYMENT** - funding 8.33 million \$15/hr jobs with benefits;
- **HEALTHCARE** - funding 153 million children or 102 million adults to access healthcare;
- **EDUCATION** - funding 4.5 million elementary school teachers or 10.34 million four year scholarships for university students;
- **THE CLIMATE CRISIS** - funding wind power for 626.2 million households or solar power for 583.41 million households (or creating 4.91 million new clean energy jobs);
- **THE PANDEMIC** - funding 9.33 billion COVID vaccines.



HERE'S TO A LESS SPOOKY REALITY,  
NEXT HALLOWEEN SEASON!

NEXT TIME YOU SEE A WEAPONS CONTRACTOR ON THE PROWL:  
WEAR YOUR GARLIC GARLAND AND KNOW YOUR FACTS!

\$

\$



# SPOOKY SCARY SOURCES:

---

- Hartung, W.D., & Riazi, L. (May 2021). Center for International Policy Issue Brief – Executive Excess: CEO Compensation in the Arms industry, 2020. Washington, DC. Retrieved from [https://3ba8a190-62da-4c98-86d2-893079d87083.usrfiles.com/ugd/3ba8a1\\_53cf880837cd4b178a80adfdOf00812f.pdf](https://3ba8a190-62da-4c98-86d2-893079d87083.usrfiles.com/ugd/3ba8a1_53cf880837cd4b178a80adfdOf00812f.pdf)
  - Hartung, W.D. (September 13, 2021). Profits of War: Corporate Beneficiaries of the Post-9/11 Pentagon Spending Surge. Retrieved from [https://watson.brown.edu/costsofwar/files/cow/imce/papers/2021/Profits%20of%20OWar\\_Hartung\\_Costs%20of%20War\\_Sept%2013%2C%202021.pdf](https://watson.brown.edu/costsofwar/files/cow/imce/papers/2021/Profits%20of%20OWar_Hartung_Costs%20of%20War_Sept%2013%2C%202021.pdf)
  - Levinson, R. (January 6, 2021). Fiscal 2020 Pentagon Contracting Hits Record \$445 Billion. Retrieved from <https://about.bgov.com/news/fiscal-2020-pentagon-contracting-hits-record-445-billion/>
  - National Priorities Project: Institute for Policy Studies. (2020). Trade-Offs: Your Money, Your Choices. Retrieved from <https://www.nationalpriorities.org/interactive-data/trade-offs/?state=00&program=55>
-